



MP2 BUDERIM RENOVATION FIXTURES SCHEDULE

Student Name: Sarah McGowan

Student Number:471514147







FITTINGS FINISHES SCHEDULES



Client: SJM Designs	Address:	Date: 12/11/2020	
Project No: 2			



FF & E Schedule Index

Section	Description
Section 1	Roofing Products RP
Section 2	External Claddings EC
Section 3	Floor Finishes FF
Section 4	Paint Finishes PF
Section 5	Glazing GL
Section 6	Internal Door ID
Section 7	Kitchen Joinery KJ
Section 8	Kitchen Appliances KA
Section 9	Bathroom Joinery BJ
Section 10	Bathroom Accessories BA
Section 11	Lighting Fixtures LF
Section 12	Plumbing Fixtures PF

Section 13	Sanitary Fixtures SF
------------	-----------------------------




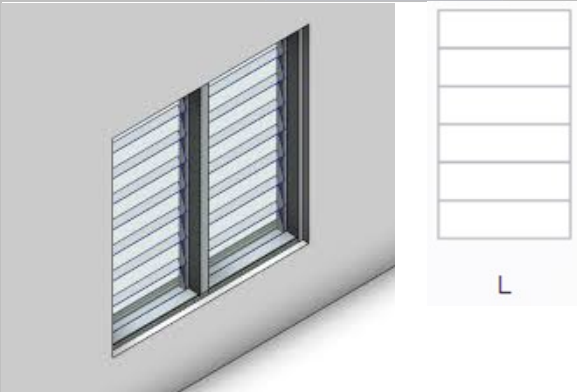
Description	Code/Image	Supplier	Finish	Sustainability	QTY	Total Cost
	Section 1 - Roofing Products RP					
RP01 Roof Cladding:		LYSAGHT	Long spanning cladding permitting wide support spacing Can be used with TRIM-KLIP™ end and expansion joint system Nominal cover width: 762mm Minimum roof slope: 2°	Thermatech® technology is designed to reflect more of the sun's heat on hot days. The colour of Surfmist chosen has a solar absorption rate of 0.32 which is very low and perfect for the weather conditions Queensland.		
RP02 Half-round Gutter:		COLOUR BOND	COLORBOND® Steel 0.42 x 115mm Quad Gutter - Dune	The gutter colour chosen is Dune and has a solar absorption rate of 0.47.		\$188.96 (Based on \$13.05 per m2)
RP03 Novaline Fascia:		COLOUR BOND	Colour Name: COLORBOND® Dune®	The gutter colour chosen is Dune and has a solar absorption rate of 0.47.		\$ 110 (Based on \$9.25 per m2 + GST)
RP04 Downpipes:		COLOUR BOND	COLORBOND® 0.4 x 100 x 50mm x 2.4m Steel Downpipe - Dune	The gutter colour chosen is Dune and has a solar absorption rate of 0.47.		\$37.21
	Section 2 - External Claddings EC					

<p>EC01 External Cladding:</p>		<p>WEATHERTEX</p>	<p>Fibre cement cladding sheets</p> <p>paint finish</p>	<p>100% recyclable as well as durable</p>		
<p>EC02 External Cladding:</p>		<p>URBAN LINE ARCHITECTURAL</p>	<p>In addition to precision-machined tongue and groove profiles, the Newport Century Cladding system features proprietary corner stops and end trims – all manufactured from naturally-durable Australian hardwoods. The rough sawn face is perfect for applying timber stains, giving the project a natural look and textured feel.</p>	<p>Quality Our profiles are precision machined. All timber is visually graded to our Natural Select grade which comprises a minimum 2/3 Select and maximum 1/3 standard according to AS 2796.2. We ensure the stability of our timber by kiln drying to 10-14% moisture content.</p> <p>Durability Durability All of our hardwoods fall into the durability class 1 above ground category according to AS 5604. Above-ground life expectancy greater than 40 years. H3 treatment is recommended for all sapwood (refer AS 1604.1). We recommend Cutek Wood Preservative treatment.</p>		

				Fire resistance Fire resistance Spotted Gum and Ironbark can be used in bushfire prone areas (refer AS 3959:2016 Table F1). If the application is considered to be extreme, contact Urbanline for further advice.		
Section 3 - Floor Finishes FF						
FF01 Floor Finish:			OZ GRIND	Honed concrete Minimum exposure Matte finish	Concrete floors are a thermal mass element that can store the heat from the sun during the day. The heat is circulated through the day by opening doors and windows between the sunspace and then closed at night. This creating a passive heating system.	\$4426.40 + GST
FF02 Floor Finish – Bathroom:			TILE CLOUD	Redfern terrazzo look grey	Terrazzo is created from marble scraps, recycled glass chips and cement, which are melded to form a tile	
Section 4 - Paint Finishes PF						



Paint Finish – Internal Walls:		DULUX	Dulux 5L 1-Step Oil Based Primer Sealer Undercoat	Dulux has been at the forefront in introducing low VOC paints. Low VOC paints are lower in Volatile Organic Compounds thereby creating less emissions and less odour. (Refer to Dulux's environmental product declarations (EPD) reports for a more in-depth look into the products specific life cycle impact).	1X 4L 1X1L	\$121.60
Paint Finish – Internal Walls:		DULUX	Dulux Wash&Wear 7L Antique White USA Low Sheen Paint	Dulux has been at the forefront in introducing low VOC paints. Low VOC paints are lower in Volatile Organic Compounds thereby creating less emissions and less odour. (Refer to Dulux's environmental product declarations (EPD) reports for a more in-depth look into the products specific life cycle impact).	CAN ONLY BUY IN 10L	\$176
Paint Finish – Internal Walls:		DULUX	Dulux White Ceiling +PLUS Kitchen and Bathroom Paint - 11L	Dulux has been at the forefront in introducing low VOC paints. Low VOC paints are lower in Volatile Organic Compounds thereby creating less emissions and less odour. (Refer to Dulux's environmental product declarations (EPD) reports for a more in-depth look into the products specific life cycle impact).	CAN ONLY BUY IN 15L	\$226


Paint Finish – Internal Walls:			DULUX	Dulux 2L Aquanamel High Gloss White Enamel Paint	Dulux has been at the forefront in introducing low VOC paints. Low VOC paints are lower in Volatile Organic Compounds thereby creating less emissions and less odour. (Refer to Dulux's environmental product declarations (EPD) reports for a more in-depth look into the products specific life cycle impact).		\$71.98
Paint Finish – External Walls:			DULUX	Dulux 10L 1-Step Oil Based Primer Sealer Undercoat	Dulux has been at the forefront in introducing low VOC paints. Low VOC paints are lower in Volatile Organic Compounds thereby creating less emissions and less odour. (Refer to Dulux's environmental product declarations (EPD) reports for a more in-depth look into the products specific life cycle impact).		\$175
Paint Finish – External Walls:			DULUX	Dulux 16L Weathershield Gloss flooded gum Exterior Paint	Dulux has been at the forefront in introducing low VOC paints. Low VOC paints are lower in Volatile Organic Compounds thereby creating less emissions and less odour. (Refer to Dulux's environmental product declarations (EPD) reports for a more in-depth look into the products specific life cycle impact).		\$276.40



Paint Finish – External Walls:		DULUX	Dulux 2L Aquanamel High Gloss White Enamel Paint	Dulux has been at the forefront in introducing low VOC paints. Low VOC paints are lower in Volatile Organic Compounds thereby creating less emissions and less odour. (Refer to Dulux's environmental product declarations (EPD) reports for a more in-depth look into the products specific life cycle impact).		\$71.98
Section 5 - Glazing GL (Glazing - 6mm 'Sunergy Azuria')						
WO1, WO2 SLIDING WINDOW			ONLINE WINDOWS AND DOORS	Double glazing can increase the insulative property of your windows by up to 73% - significantly reducing your energy costs.	2	\$450.10
WO3 FIXED			ONLINE WINDOWS AND DOORS	Double glazing can increase the insulative property of your windows by up to 73% - significantly reducing your energy costs.		\$222.64
WO9, W10, W11, W12, W13, W14 LOUVRE			ONLINE WINDOWS AND DOORS	Double glazing can increase the insulative property of your windows by up to 73% - significantly reducing your energy costs.		\$1332.34
Section 6 - Internal Doors ID						

IDO1		ZEN STEEL FRAME GLASS DOORS AND WINDOWS	Zen Steel Frame Glass Doors and Windows	Finish: Zinc-rich Fluorocarbon Paint Glass Style: Clear, Rainstorm, Hammered, Aquatex, Reeded (Fluted), Course Linen, Pinhead, Low-E	1	\$3,300.00
IDO2 & ID03 CAVITY UNIT		CORINTHIAN DOORS	Hume doors 2040 x 720 x 90mm Evolution CJ Flush Pull Door Cavity Unit		4	\$600



IDO4,5,6,7,8			CORRINTHIAN DOORS	Hume doors accent internal door 2040 x 820 x 35mm		4	\$127
	Section 7 - Kitchen Joinery KJ						
KJ1,2,3,4,5	<ul style="list-style-type: none"> Shelves Draws Built in 		ALL CABINETS ARE CUSTOM MADE BY RAW SUNSHINE COAST CUSTOM TIMBER FURNITURE AND JOINERY				To be confirmed

KJ 6		ABI	ELYSIAN MINIMAL MIXER & SPOUT SET – BRUSHED BRASS	WELS: 5 Star Litres/min: 5.5		\$342.00
KJ 7		Granite transformations Kitchen & bathrooms	Solid marble honed island bench			


KJ 6		ABEY	Schock Magma 1 & 3/4 bowl	It offers exceptional strength and durability, are stain resistant and inert with antibacterial properties.		\$1,648 inc GST
KJ 7 (KITCHEN SPLASHBACK)		SUNSHINE LIVING TILE AND STONE				
Section 8 - Kitchen Appliances KA						



KA 1		FALMEC	FALMEC Island Mounted Round Range Hood IN CHROME	800 m3/h, 4 speed electronic control Filters "Base White" 235x245 mm Charcoal filter Type 6 Lighting LED lights 4x1.2W 3200K		\$2,249
KA 2		MIELE	KM 2357 Gas cooktop with electronic functions for maximum safety and user convenience. Optimal – single-handed operation via rotary dials and QuickStart Professional design – 892mm wide stainless steel trough Particularly versatile – 5 burners incl. 1 dual wok Extremely safe – GasStop&Restart function Easy cleaning – dishwasher-safe ComfortClean pot rests			\$ 3,599.00** ** GST inclusive


KA 3		MIELE	<p>H 2860 BP VITROLINE OBSIDIAN BLACK OVEN</p> <p>seamless design with FlexiClip telescopic runners and pyrolytic cleaning. 7-segment display with retractable controls – EasyControl Minimal cleaning effort – Pyrolytic cleaning Lots of room and flexibility – 76 l cooking capacity on 5 levels Easy handling – FlexiClip telescopic runners Protects against burns – touch-cool fronts</p>			\$2,799.00
KA 4		<p>LAGAN integrated dishwasher (60 x 80cm)</p>	<p>White with Oak/Veneer benchtop</p>	<p>Energy star rating: 3.5. Water star rating: 4.5.</p>		\$634
Section 9 - Bathroom Joinery BJ						

BJ 1		Tara Sideboard Lounge lovers	Solid Oak legs and Door Frame, Oak veneer tops and side panel, front natural wicker			\$1199
Section 10 - Bathroom Accessories BA						
BA1		WEST ELM	MODERN STREAM LINE MIRROR			\$799.00


BA2		BUNNINGS D'LUCCI 10 x 2000 x 875mm Glass Frameless Shower Panel	Clear			\$227
BA3		BUNNINGS Barelli Ambiente Single Toilet Roll Holder	Matt Black			\$18


			BUNNINGS Barelli 600mm Ambiente Double Towel Rail	Matt Black			\$35
	Section 11 – Lighting Fixtures - LF						
LF 1			HOUZZ	Mid Century 1-Light Wall Sconce, Satin Brass			\$132

LF2		BUNNINGS Arlec 5W White Finish GU10 LED Downlight	White	5W, 380lm, Non- Dimmable Warm White LED 76lm/W Efficiency 3000K Colour Temperature	9	\$134.91
Section 12 - Plumbing Fixtures PF						
PF1		ALL PROOF INDUSTRIES	VISION CHANNEL SHOWER DRAIN			\$80

PF2		ABI INTERIORS	MILANI ASSEMBLY TAPS & SPOUT SET – BRUSHED BRASS			\$336.80
-----	---	---------------	--	--	--	----------

PF3		JUST IN PLACE	<p>Brass Shower Combo Set Beautiful Brass Shower set consists of adjustable Shower Rail, round Shower Head, Hand Shower, Diverter and Hose.</p> <p>In same colour there are various Bathroom accessories available to bring the whole colour theme together.</p>	<p>WELS rating 4 stars 6 l/m Registration nr S12858</p>		\$629.90
-----	---	---------------	--	---	--	----------

PF4		ABI	<p>ROUND WHITE SURFACE MOUNT</p> <p>Offsetting symmetry with smooth, rounded corners, the Cube Basin is the perfect addition to any bathroom space. Pair these together in a master ensuite for double the fun.</p>	<p>Locally sourced, the land of fine sand.</p> <p>Sustainable practices are paramount at Nood Co. From prototyping through to delivery, each step in the manufacture process has been modified with a sustainable view.</p> <p>85% of Nood Co's concrete composition and packaging material is sourced from within Australia, including the finest sand grades and natural admixes, right through to recycled packaging.</p>		\$750.00
Section 13 - Sanitary Fixtures SF						

SF1		HOMARY	Modern One-Piece 1.1/1.6 GPF Dual Flush Square Wall Hung Elongated Toilet Bowl Only in White Custom Height	Water-Saving, Seat Included, Concealed Trapway, Slow- Close		\$225.99
-----	---	--------	---	---	--	----------